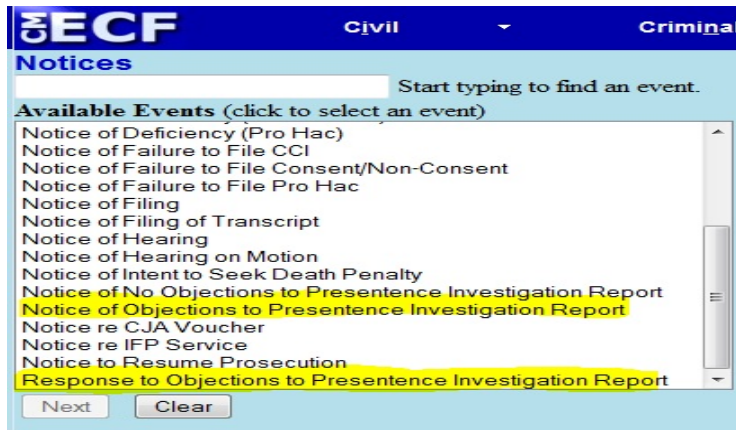


PRESENTENCE INVESTIGATION REPORTS

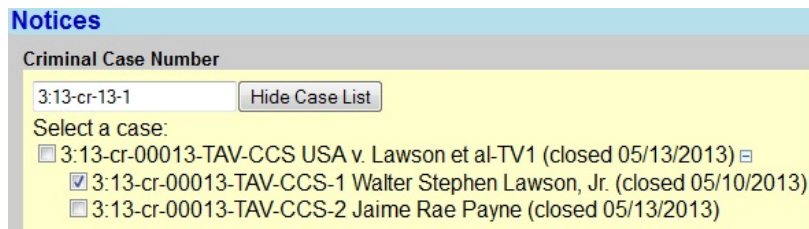
To file objections or a notice of no objections to the Presentence Report in CM/ECF, follow the instructions below.

DOCKET THE NOTICE

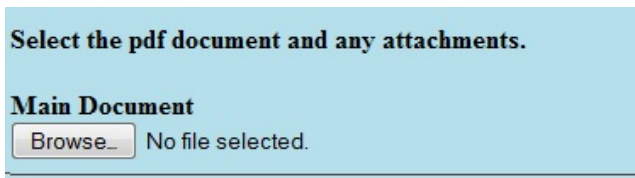
1. Choose Criminal.
2. Under Other Filings, Notices, select Notice of Objections to the Presentence Investigation Report OR Response to Objections to the Presentence Investigation Report .
Please note that the procedure for filing a Notice of No Objection to Presentence Investigation Report has not changed.



3. Enter/verify the case number and select the appropriate defendant(s) and select Next.



4. Browse for and attach the pdf document to be uploaded and select Next.



5. Select the defendant that the Presentence Report relates to and the USA. (This screen selection represents which parties will be given access to the filing.)

WARNING: All parties selected will have access to the filing. Do NOT select any co-defendants.

Collapse All Expand All

- USA [pla]
- Walter Stephen Lawson, Jr. (T) [dft]
- Jaime Rae Payne (T) [dft]

Please select only the parties who need access.
This would include the USA and defendant for this PSR.
(Hold Ctrl to select ONLY the appropriate Defendant and USA)

Select the Party:

- USA [pla]
- Lawson, Walter Stephen, Jr. (T) [dft]
- Payne, Jaime Rae (T) [dft]

Next Clear

6. At the warning screen, review the text and proceed, if correct. Otherwise, use the Back button to modify.

Docket Text: Final Text

NOTICE OF OBJECTIONS to Presentence Investigation Report by USA, Walter Stephen Lawson, Jr as to Walter Stephen Lawson, Jr. (dummy7,)

Attention!! Pressing the NEXT button on this screen commits this transaction. You will have no further opportunity to modify this transaction if you continue.

7. Review the NEF. If any attorney is not registered, mail the pleading if appropriate.

ACCESSING PRESENTENCE INVESTIGATION REPORT DOCUMENTS

To access a Presentence Report or Notice/Responses of Objections to the Presentence Report in CM/ECF, follow the instructions below when the Notice of Electronic Filing is received:

THE LOGIN AND PASSWORD USED FOR FILING IN CM/ECF IS ENTERED AND NOT A PACER PASSWORD.

1. Click on the document number hyperlink.

Notice of Electronic Filing

The following transaction was entered on 2/25/2014 at 1:16 PM EST and filed on 2/25/2014

Case Name: USA v. Lawson et al-TV1

Case Number: [3:13-cr-00013-TAV-CCS](#)

Filer:

Document Number: [80](#)

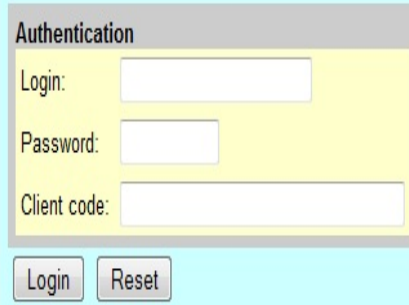
Docket Text:

PRESENTENCE INVESTIGATION REPORT (Sealed) as to Walter Stephen Lawson, Jr. Objections or a Notice of No Objections must be filed within 14 days pursuant to LR 83.9(c). Instructions can be found here: <http://www.tned.uscourts.gov/docs/psrs.pdf> (ADA)

3:13-cr-00013-TAV-CCS-1 Notice has been electronically mailed to:

2. The link will open to PACER and require a login and password.

After checking this box, you will only need to use your **CM/ECF** login and password, either for electronic filing or for viewing documents via **PACER**.



Authentication

Login:

Password:

Client code:

Login Reset

3. Enter CM/ECF login and password.

THE LOGIN AND PASSWORD USED FOR FILING IN CM/ECF IS ENTERED AND NOT A PACER PASSWORD.